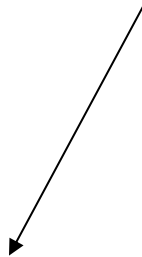

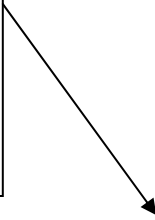




**Click, Enter Your Title Here**

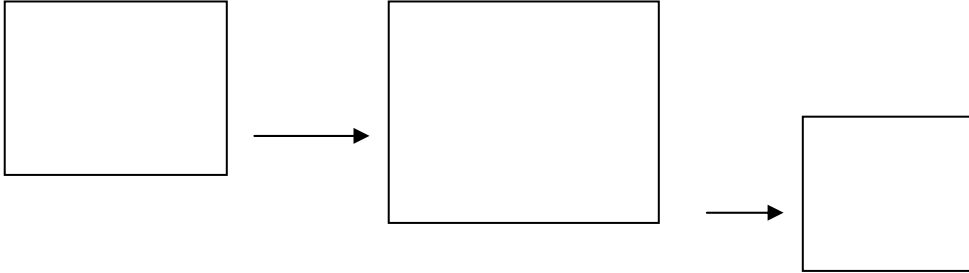
**Click, Enter Your Name  
Here**



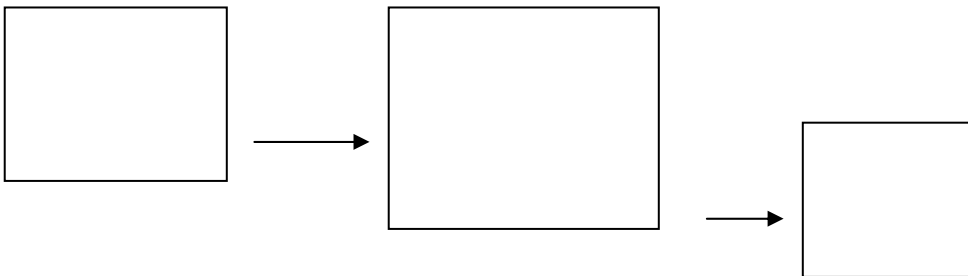
**Click, Enter Your Title Here**

**Click, Enter Your Name Here**

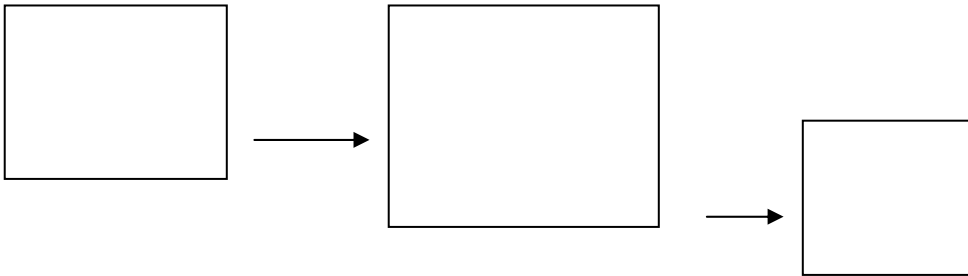
1.



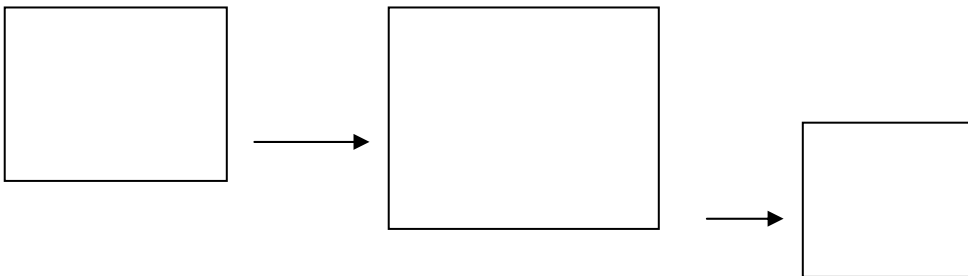
2.



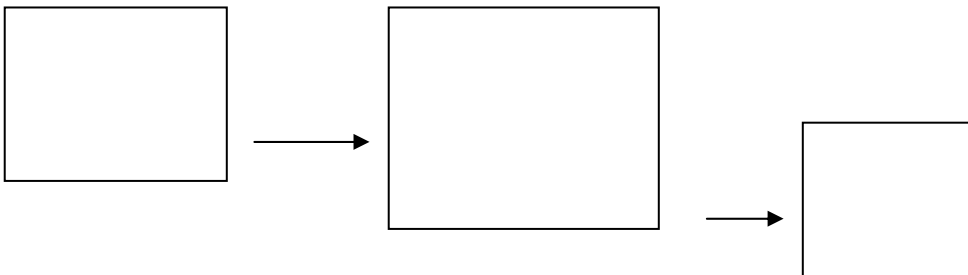
3.



4.




5.



## “Thinking Maps”/ Graphic Organizers

Map your ideas using a Circle Map.



Innovative Learning Group Thinking Maps Circle Map

### Circle Maps

- The Circle Map is used to brainstorm ideas.
- The center box contains the topic photograph. (You could also simply write the topic word or phrase in the center.)
- The circle is the context.
  - What do you know or would like to know about the topic?
- The outer square is the frame of reference.
  - Where did you get this information?

## What Do You See? Photographic Analysis

Objective Observation	Subjective Observation/Knowledge	Deduction/Interpretation
<p>Describe only what you see in the photograph... Write your descriptions so that someone who can't see the photo can visualize it.</p>	<p>Now describe your feelings about the photograph. For example, "I see..., and it makes me think of..." Also write down any information you know about the time period, the situation, and/or the people and objects that appear in the photo. You can make guesses about this photograph based on what you know.</p>	<p>What can you conclude about this photograph?</p>
<p>What people and objects are shown?</p> <p>How are they arranged?</p> <p>What is the physical setting?</p> <p>What other details can you see? (clothing of people, etc.)</p>		<p>What's going on in the picture?</p> <p>Who are the people and what are they doing?</p> <p>What might be the function of the objects?</p> <p>What can we conclude about the time period?</p>
<p style="text-align: center;">Questions: What questions do you have after observing this photograph? What else would you need to know?</p>		

